



### District Report Card: 2017


<b>State:</b> Tripura	<b>District:</b> North Tripura
<b>Class:</b> 3	<b>Subject:</b> Mathematics
<b>Schools:</b> 55	<b>Students:</b> 469


### Participation/Coverage


#### Students

<div>GENDER</div> <div></div>	Boys		Girls	
	Number	%	Number	%
	245	52.24	224	47.76

<div>AREA</div> <div></div>	Rural		Urban	
	Number	%	Number	%
	426	90.83	43	9.17

<div>CATEGORY</div> <div></div>	SC		ST		OBC		GEN	
	Number	%	Number	%	Number	%	Number	%
	106	22.60	49	10.45	127	27.08	187	39.87

<div>CWSN</div> <div></div>	LD	VI	HI	S&LD	ID	Oth
	1	0	0	1	0	0

<div>Management</div> <div></div>	Government		Government-aided	
	Number	%	Number	%
	469	100.00	0	0.00

### Average Performance of Students in Mathematics (%)

Overall	Gender		Area		Management		Social Group			
	Male	Female	Rural	Urban	Govt.	Aided	SC	ST	OBC	GEN
61.31	62.01	60.54	60.53	68.99	61.31	0.00	56.35	63.95	61.84	63.07

## Performance on Learning Outcomes (LOs)

Learning Outcomes	Description	Average Performance(%)
M301	Reads and writes numbers up to 999 using place value	64.45
M302	Compares numbers up to 999 based on their place values	71.00
M303	Solves simple daily life problems using addition and subtraction of three digit numbers with and without regrouping	59.22
M304	Constructs and uses the multiplication facts (up till 10) in daily life situations	54.05
M305	Analyses and applies an appropriate number operation in the situation/ context	66.52
M306	Explains the meaning of division facts by equal grouping/sharing and finds it by repeated subtraction	57.14
M309	Identifies and makes 2D-shapes by paper folding, paper cutting on the dot grid, using straight lines etc.	76.65
M311	Fills a given region leaving no gaps using a tile of a given shape	34.48
M312	Estimates and measures length and distance using standard units like centimeters or meters & identifies relationships	50.00
M317	Reads the time correctly to the hour using a clock/watch	65.88
M318	Extends patterns in simple shapes and numbers	53.07
M319	Records data using tally marks, represents pictorially and draws conclusions	80.17

Range of Performance of Students who Answered Correctly							
Below 30%		30% - 50%		50% - 75%		Above 75%	
Number	%	Number	%	Number	%	Number	%
68	14.50	87	18.55	157	33.48	157	33.48

### Lowest Performing Learning Outcomes (LOs)

- 1 - Fills a given region leaving no gaps using a tile of a given shape (34.48)
- 2 - Estimates and measures length and distance using standard units like centimeters or meters & identifies relationships (50.00)
- 3 - Extends patterns in simple shapes and numbers (53.07)
- 4 - Constructs and uses the multiplication facts (up till 10) in daily life situations (54.05)
- 5 - Explains the meaning of division facts by equal grouping/sharing and finds it by repeated subtraction (57.14)